

# Kinetrol Explosion Proof Limit Switch Box

The Explosion Proof Limit Switch Box offers a wide range of signalling options in a compact corrosion resistant aluminium alloy housing.

Available for close - mounting onto Kinetrol actuators or discrete mounting via a Kinetrol 05 square or industry standard VDI/VDE interface onto any make of rotary actuator. Easy to wire and set up with true industrial robustness.

Internally fitted options include AS interface digital communication and a 4-20mA, 2-wire, modulating angle retransmit circuit. The range of switches and terminal arrangements includes 2 or 4 switches and extra connections - allowing single point termination of wiring for limit switches and solenoid valves. This product is available to mount on Kinetrol models 03 - 60.



ATEX Category 2

## Specification

<b>Casing</b>	precision diecast LM24 alloy, anodised & epoxy stove enamel.
<b>Coupling</b>	zinc plated steel.
<b>Seals</b>	fluoropolymer dynamic seals and NBR static seals.
<b>Weight</b>	1.5 kg / 3.3 lb
<b>Cable Entry Options</b>	M20 x 1.5 or 1/2" 14 NPT conduit entry threads.

## Options

- Discrete NAMUR drive for use with VDI/VDE 3845 rotary drive actuators
- Wide range of worldwide explosion proof approvals including IECEX, ATEX & FM (for USA & Canada) - all in one device
- All units protected to IP66 / NEMA 4X / TYPE 4X
- Attractive, functional and part-spherical profile. Robust corrosion resistant, anodised & epoxy painted diecast aluminium alloy housing
- Close - mount to Kinetrol actuator models 03 - 15 for low profile
- Discrete Kinetrol 05 square drive insert for use with Kinetrol actuator models 16 - 60
- 2 or 4 cable entries available to allow back wiring of solenoid valves
- Up to 4 switches available for SPDT, DPDT or multiple circuit operation
- Easy and accurate setting of switching position
- Optional antistatic Clear Cone Monitor available
- Integral angle retransmit circuit options are available
- Integral AS interface bus circuit option reads up to 4 switch inputs and drives up to 2 bus powered solenoids (see Kinetrol ASi Interface Bus Communication data sheet for more information)
- -40° C to +80° C (-40° F to +176° F) ambient operating temperatures (dependent on switch options)
- Positioner options available

# Kinetrol Explosion Proof Limit Switch Box

## Switch Options

### Switch Type 001

2 intrinsically safe 2 wire inductive proximity sensors for 7.5-30V dc, normally closed.

### Switch Type 004

2 x 3 wire microswitches for SPDT.

### Switch Type 005

2 x 2 wire proximity sensors 20-250 volts AC, normally open.

### Switch Type 006

2 x 2 wire proximity sensors 5-60 volts DC, normally open, with Led switch status indicators.

### Switch Type 007

4 x 3 wire microswitches for DPDT.

### Switch Type 009

2 x 3 wire gold plated contacts intrinsically safe microswitches for SPDT.

### Switch Type 00A

4 intrinsically safe 2 wire inductive proximity sensors for 7.5-30V dc, normally closed.

### Switch Type 00B

4 x 2 wire proximity sensors 20-250 volts AC, normally open.

### Switch Type 00C

4 x 2 wire proximity sensors 5-60 volts DC, normally open, with Led switch status indicators.

### Switch Type 00D

4 x 3 wire gold plated contacts intrinsically safe microswitches for SPDT.

### Switch Type 00E

2 x 2 wire inductive proximity sensors 20-140 volts AC / 10-40V dc.

### Switch Type 00M

4 x 3 wire inductive proximity sensors 10-30 volts DC, normally open.

### Switch Type 00N

2 x 3 wire inductive proximity sensors 10-30 volts DC, normally open.

## Switching Operation Conditions

Switch Option	AC	DC	Current	Ambient Temperature Range	
001/00A	–	8	6 mA	-20°C to +80°C	(-4°F to +176°F)
004/007	250	48	2.4A ac / 1.8 A dc	-40°C to +80°C	(-40°F to +176°F)
005/00B	250	300	100 mA	-25°C to +70°C	(-13°F to +158°F)
006/00C	–	60	100 mA	-20°C to +80°C	(-4°F to +176°F)
009/00D	–	30	100 mA	-40°C to +80°C	(-40°F to +176°F)
00E/00F	140	140	200 mA	-25°C to +80°C	(-13°F to +176°F)
00M/00N	–	30	100 mA	-25°C to +70°C	(-13°F to +158°F)

## Approvals

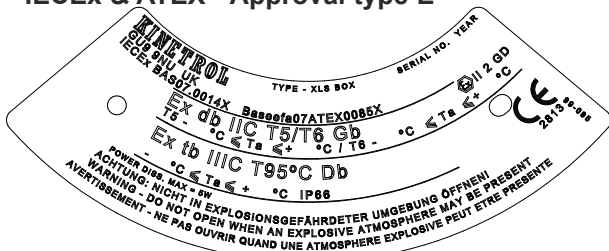
### EUROPE/GLOBAL - ATEX / IECEx APPROVAL

**Protection concept, Flame Proof 'd'**  
Group II C/A21, Category 2, Gas & Dust, T5, IP66

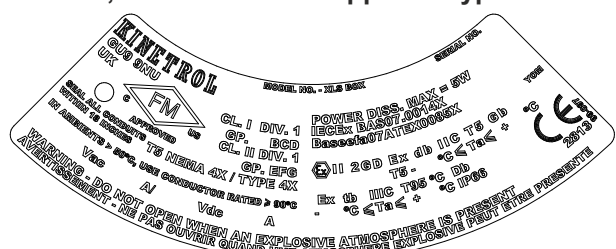
### NORTH AMERICAN APPROVAL

**Type of protection, Explosion Proof**  
US: Class I, Division 1, Gas groups B,C,D. Class II, Division 1, Dust groups E,F,G. T5 NEMA 4X.  
For Gas group A use order code "P".  
CANADA: Class I, Division 1, Gas groups B,C,D. Class II, Division 1, Dust groups E,F,G. T5 TYPE 4X.

### IECEx & ATEX - Approval type E

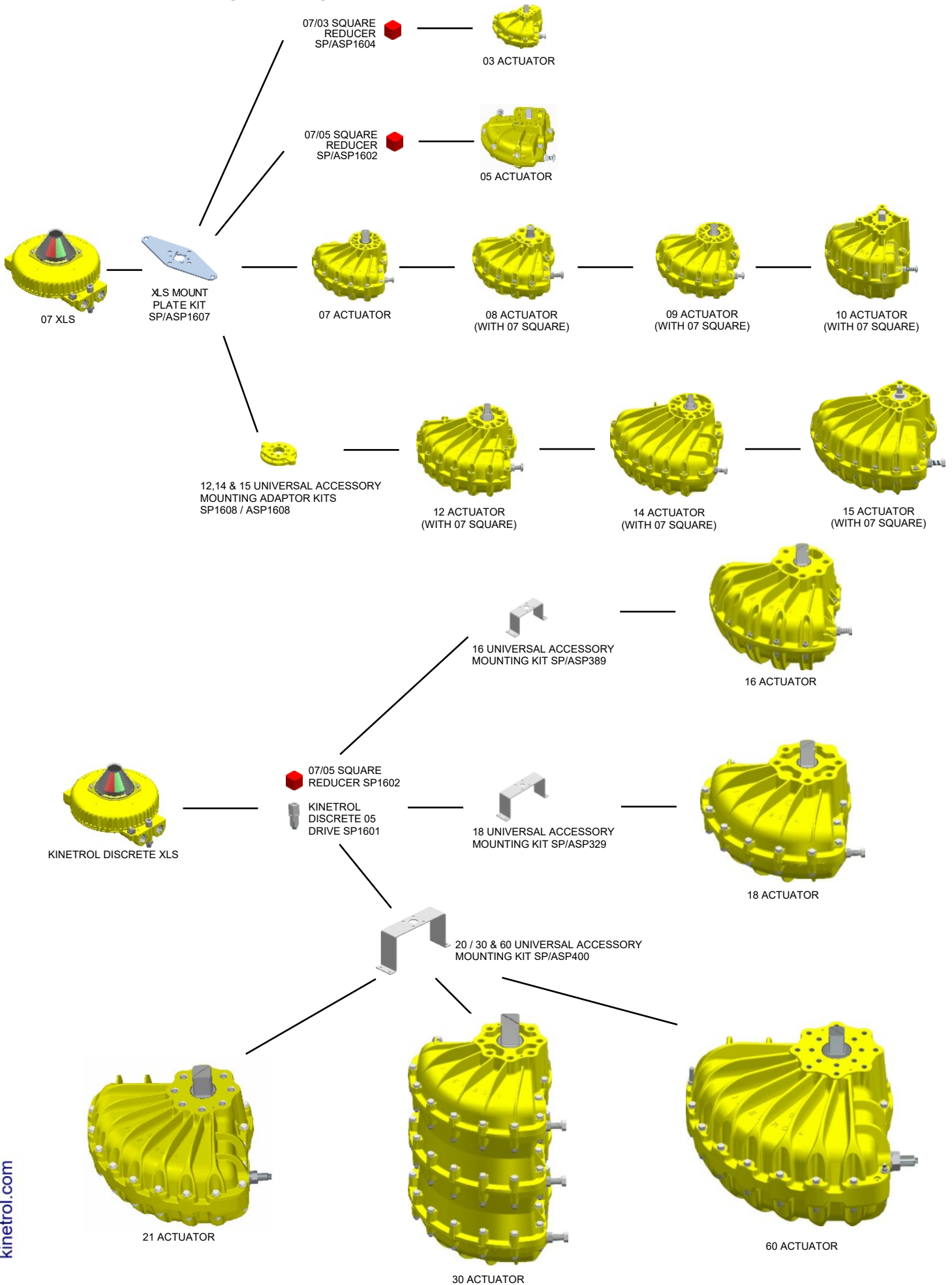


### FMC/U, IECEx & ATEX - Approval type F & P



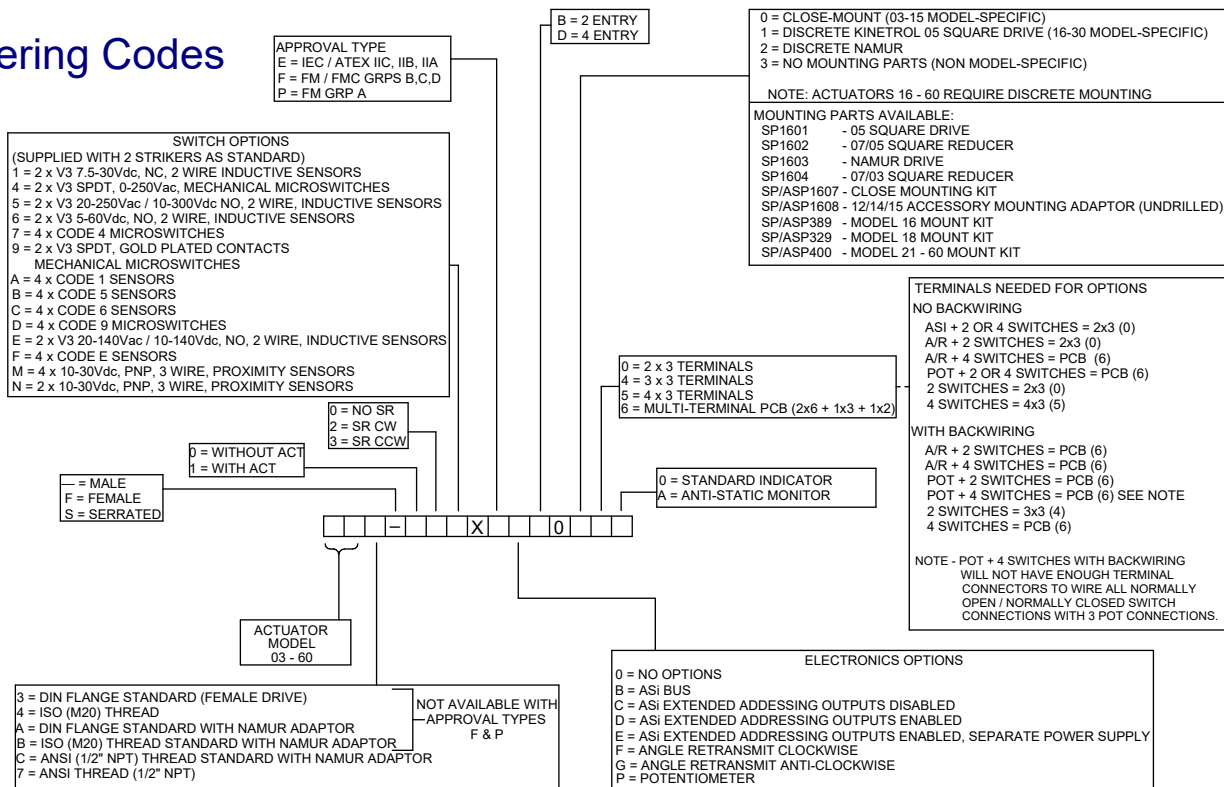
# Kinetrol Explosion Proof Limit Switch Box

## Modular Mounting Arrangement



# Kinetrol Explosion Proof Limit Switch Box

## Ordering Codes



### Electronics Option B - E \*

AS interface options are available with both the two and four entry Kinetrol Explosion Proof Switch Box. Options B to E allow for different extended addressing options.

### Electronics Option F - G \*

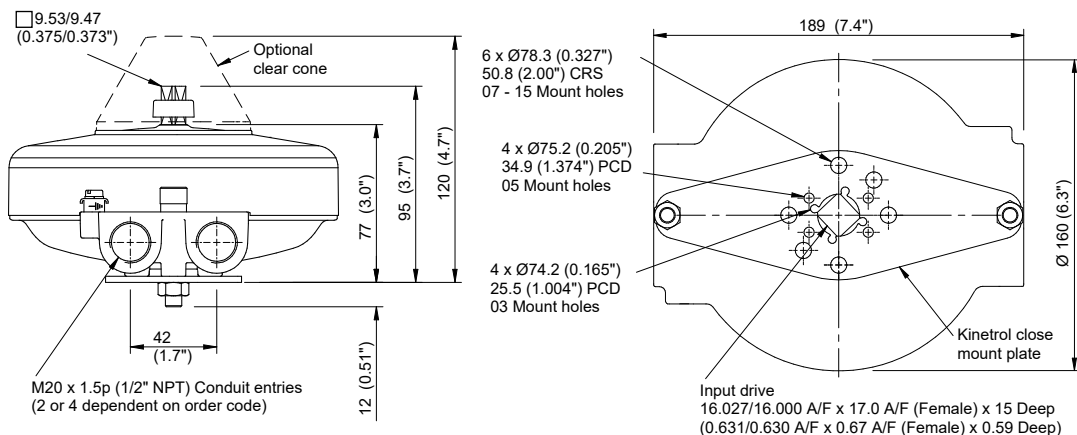
Two or four entry Switch Box fitted with angle retransmit circuit powered by 14-30v DC supply, the 2 wire loop powered circuit generates a 4-20mA current to feedback position.

### Electronics Option P \*

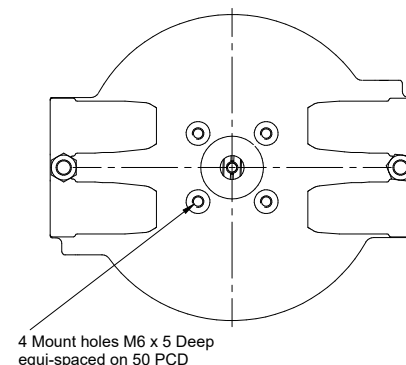
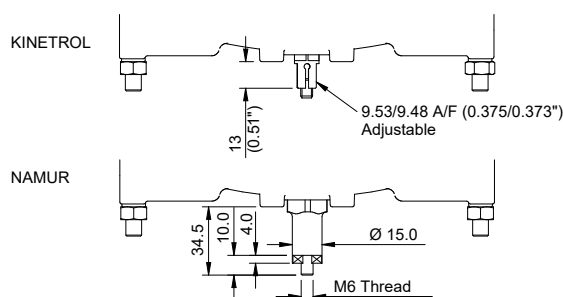
Two or four way Switch Box fitted with potentiometer (20K ohms conductive plastic type).

\* For more details on the Kinetrol AS interface card see Kinetrol Asi Interface Bus Communication data sheet.

## Dimensions



### Kinetrol Close Mount Option



### Discrete Mount Option